

Energy Made Easy

by the Energetics



Energy Made Easy

by the Energetics




Copyright © Texas Education Agency, 2012. The following materials are copyrighted © and trademarked ™ as the property of the Texas Education Agency and may not be reproduced without the express written permission of the Texas Education Agency, except under the following conditions:

- 1) Texas public school districts, charter schools, and Education Service Centers may reproduce and use copies of the Materials and Related Materials for the districts' and schools' educational use without obtaining permission from the Texas Education Agency;
- 2) Residents of the state of Texas may reproduce and use copies of the Materials and Related Materials for individual personal use only without obtaining written permission of the Texas Education Agency;
- 3) Any portion reproduced must be reproduced in its entirety and remain unedited, unaltered, and unchanged in any way;
- 4) No monetary charge can be made for the reproduced materials or any document containing them; however, a reasonable charge to cover only the cost of reproduction and distribution may be charged.

Private entities or persons located in Texas that are not Texas public school districts or Texas charter schools or any entity, whether public or private, educational or non-educational, located outside the state of Texas MUST obtain written approval from the Texas Education Agency and will be required to enter into a license agreement that may involve the payment of a licensing fee or a royalty fee.

For more information, contact: Office of Copyrights, Trademarks, License Agreements, and Royalties. Texas Education Agency. 1701 N. Congress Ave., Austin, TX 78701-1494; phone 512-463-9437; e-mail copyrights@tea.state.tx.us

There are many exciting things we can learn in science class.



Do you often read a science book and think, "What are they talking about?" Some books use words that confuse us.



We are called the Energetics. Today we will help you learn about energy in ways that you will understand. Off we go!



Have you ever said or thought, “I don’t have any more energy”? What did you feel like when you said that? Perhaps you were running in PE. You may have felt like flopping on the floor and not moving another centimeter. Just like energy may help you run longer in PE, energy may help—



cook your macaroni and cheese;



give you light in the kitchen while cooking; and



remind you when to wake up.



Now that's the kind of energy we need to learn more about!

Light Energy

Scientific Explanation:

Light energy is nature's method of transferring energy through space very quickly.



Energetics' Explanation:

If an object lights up or shows light, it has light energy. Light can travel through space. Some examples of objects that have light energy are the Sun, a flashlight, and a lamp.



Sound Energy

Scientific Explanation:

Sound energy is produced by sound vibrations as they travel through matter.



Energetics' Explanation:

If an object makes a noise, it has sound energy because it is vibrating. Sound can move through solids, liquids, and gases. Some examples of objects that produce sound are basketballs bouncing on a court, musical instruments, and timers.



Heat/Thermal Energy

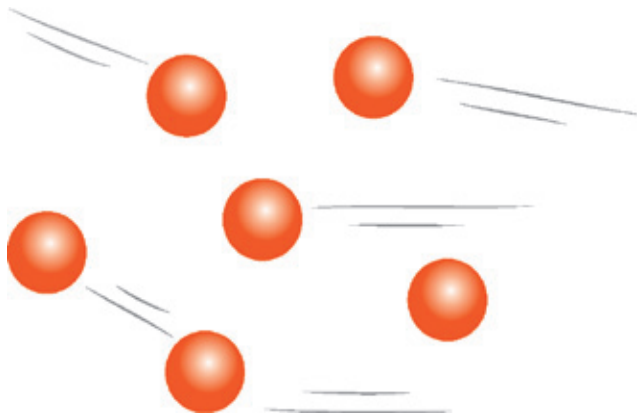
Scientific Explanation:

Thermal energy is the result of the movement of tiny particles in solids, liquids, and gases. Heat is the energy transferred from a hotter object to a colder object.

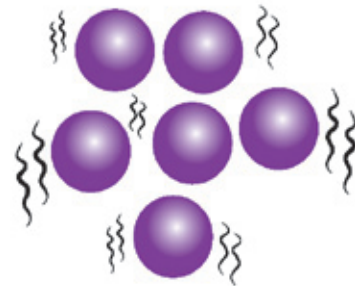


Energetics' Explanation:

If an object gets warmer or colder, it has thermal energy. As an object gets warmer, the particles it's made of move faster and spread out. As an object gets colder, the particles it's made of move more slowly and pack tightly together. How do the particles in the pictures relate to the way you feel when you are hot or cold?



warm, faster moving
particles



cold, slower moving
particles

Changes in heat can be measured with a thermometer. Thermometers measure temperature in degrees Celsius and Fahrenheit. Notice that the words *thermal* and *thermometer* share the root *therm-*. In Greek, *therm-* means "heat." You may also recognize *therm-* in other words, such as Thermos® and thermal underwear.



Some examples of things that have thermal energy include the Sun and an oven that is baking cookies. People have thermal energy, too.



Mechanical Energy

Scientific Explanation:

Mechanical energy is energy that is possessed by an object due to its motion or position.







Energetics' Explanation:

If an object moves, it has mechanical energy. Some examples of objects that have mechanical energy include a bicycle, a windup toy, and a merry-go-round.



Did the explanations from the Energetics help you better understand the different forms of energy? We hope they did.

Can you remember each form of energy? Discuss this with your classmates.

- Light energy 
- Sound energy 
- Heat/thermal energy 
- Mechanical energy 

As the famous scientist Albert Einstein once said,
“You do not really understand something unless you
can explain it to your grandmother.”

Go home tonight and try explaining the different
forms of energy to your grandma, grandpa, mom,
dad, aunt, uncle, or anyone who will listen. See if
you can follow the Energetics’ way by explaining it so
that everyone can understand.

Until next time!

Energetics



