

Once you have collected reliable data, you can analyze it to find the overall results.

From there, you refer back to your hypothesis to see if you correctly predicted the outcome. You will create a conclusion that summarizes the experiment.

Now that you understand how to conduct an experiment, it is time to start finding answers to your questions.

Forces among Us



region4
Educated Solutions

TEA
TEXAS EDUCATION AGENCY

This book was developed in collaboration with Region 4 Education Service Center, Houston, Texas.

Copyright © Texas Education Agency, 2012. The following materials are copyrighted © and trademarked ™ as the property of the Texas Education Agency and may not be reproduced without the express written permission of the Texas Education Agency, except under the following conditions:

- 1) Texas public school districts, charter schools, and Education Service Centers may reproduce and use copies of the Materials and Related Materials for the districts’ and schools’ educational use without obtaining permission from the Texas Education Agency;
- 2) Residents of the state of Texas may reproduce and use copies of the Materials and Related Materials for individual personal use only without obtaining written permission of the Texas Education Agency;
- 3) Any portion reproduced must be reproduced in its entirety and remain unedited, unaltered, and unchanged in any way;
- 4) No monetary charge can be made for the reproduced materials or any document containing them; however, a reasonable charge to cover only the cost of reproduction and distribution may be charged.

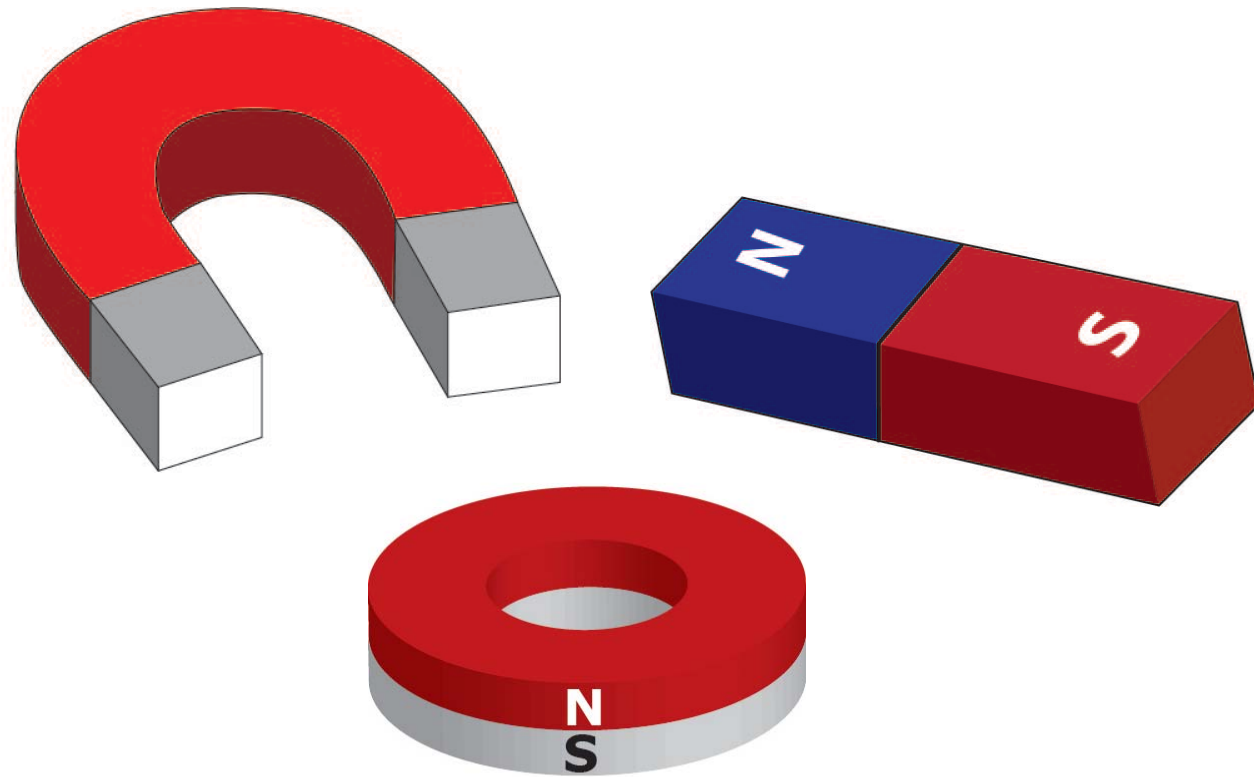
Private entities or persons located in Texas that are not Texas public school districts or Texas charter schools or any entity, whether public or private, educational or non-educational, located outside the state of Texas MUST obtain written approval from the Texas Education Agency and will be required to enter into a license agreement that may involve the payment of a licensing fee or a royalty fee.

For more information, contact: Office of Copyrights, Trademarks, License Agreements, and Royalties. Texas Education Agency. 1701 N. Congress Ave., Austin, TX 78701-1494; phone 512-463-9437; e-mail copyrights@tea.state.tx.us

Distance Paper Clip Moved toward Magnet (cm)				reliable
Type of Magnet	Trial 1	Trial 2	Trial 3	
horseshoe	2	3	2	
bar	4	4	4	
ring	1	2	4	not reliable

If your data is similar for each trial, it is reliable. If your data is different for each trial, you know that something is not right and that your data is not reliable.

How do you know if your data is reliable? You would need to conduct the experiment more than once. These repeated experiments are called trials.




Force

A force is a push or a pull. You use force every time you move something. For example, writing your name involves moving your pencil. You need force to make that happen. Magnetism, gravity, and friction also are forces.



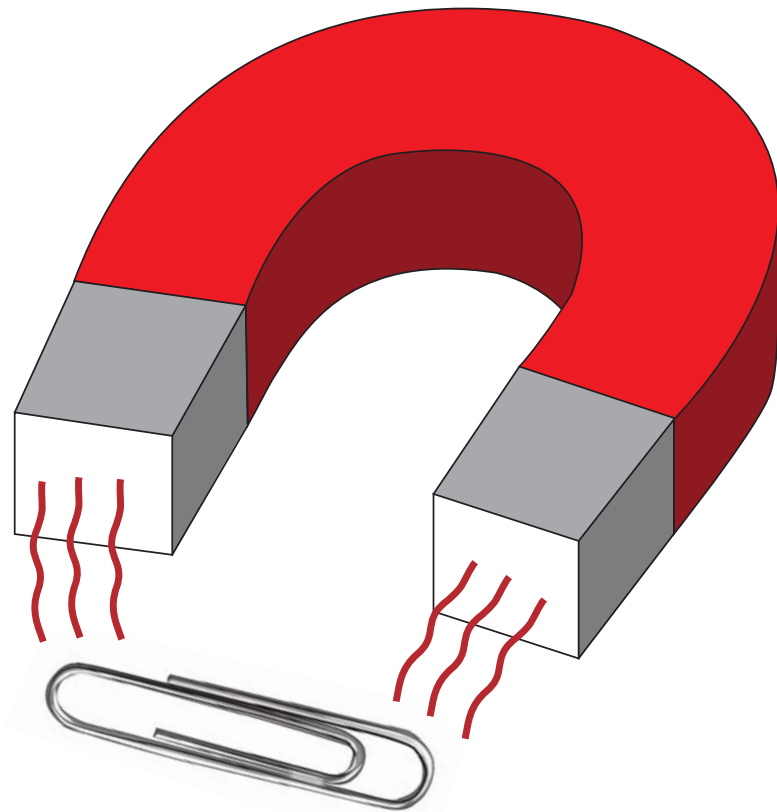
Magnetism

Magnets have pushing and pulling forces because they have north and south poles.

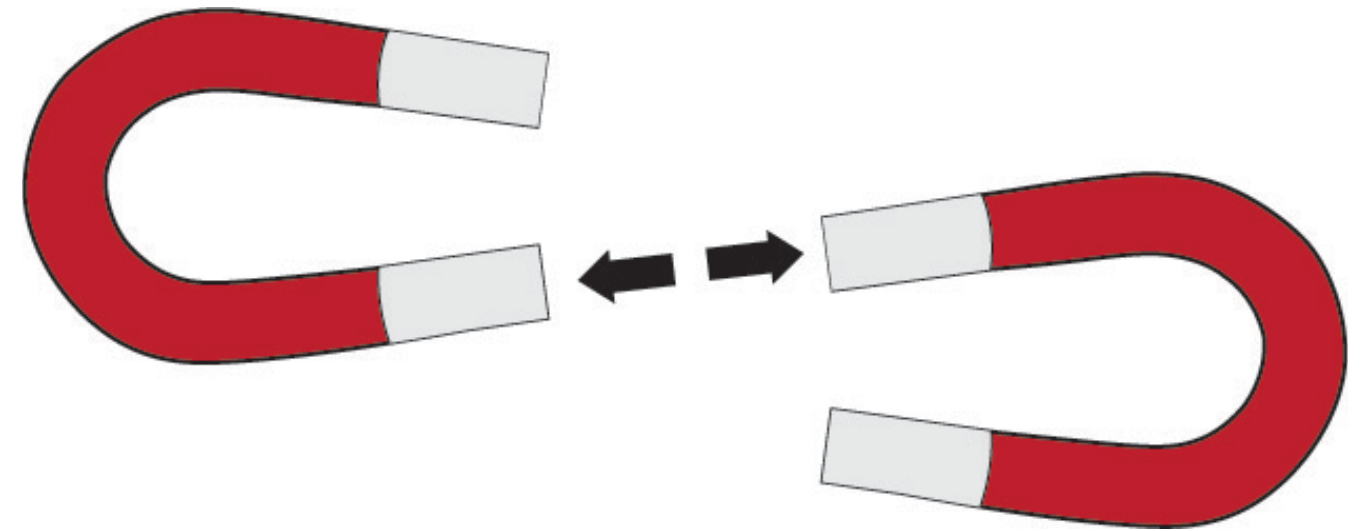


Type of Magnet	Distance Paper Clip Moved toward Magnet (cm)		
	Trial 1	Trial 2	Trial 3
horseshoe	2	3	2
bar	4	4	4
ring	1	2	3

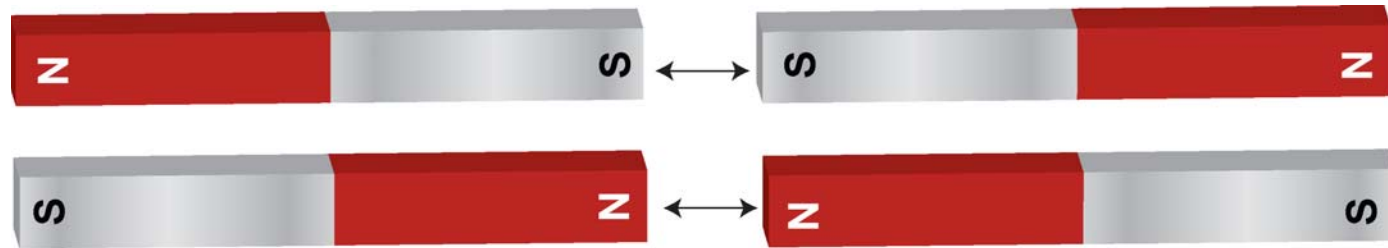
What is data? Data includes information, such as observations and measurements, recorded during the experiment. For example, the data in this table tells us how far away the paper clip was from the magnet when it moved on its own.




What causes magnets to repel?



Magnets will flip over, spin around, and chase each other when you put like poles together.



Once you have these things, you can get started! What do you do during the experiment? You should follow the procedure and record data.

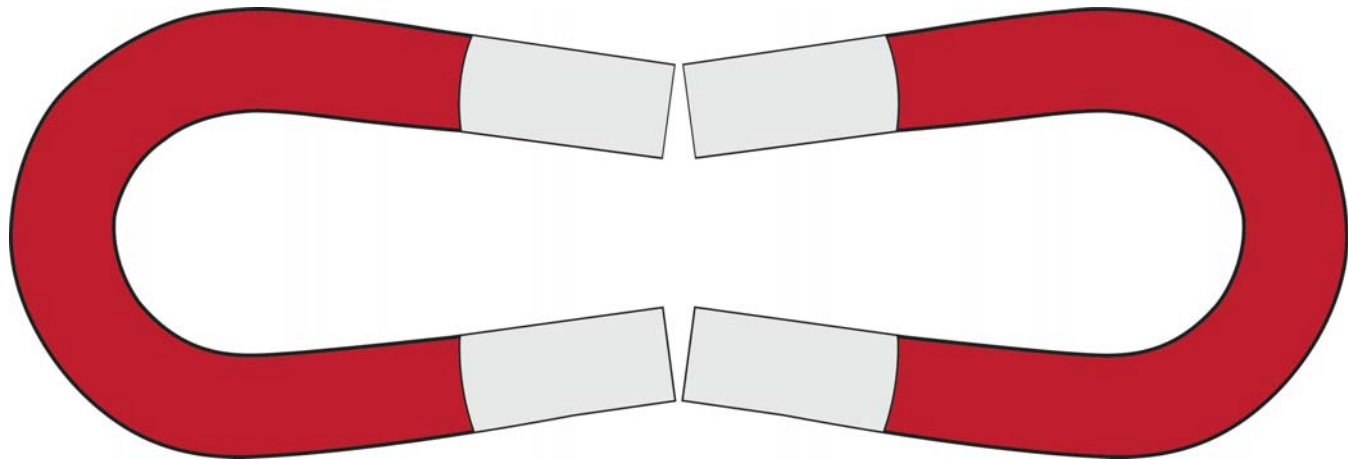


What did you need before you could conduct the experiment?

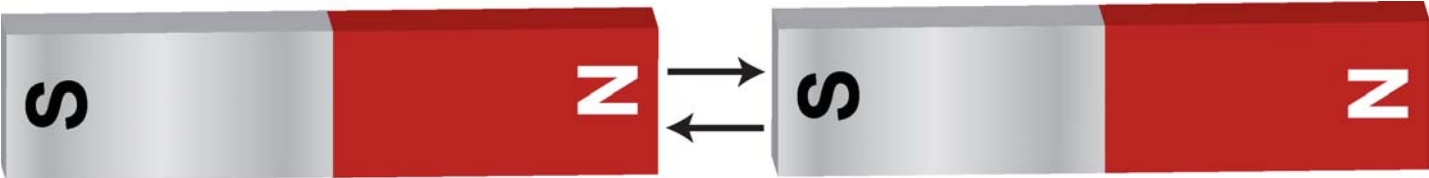
<input type="radio"/>	Procedure
	1
	2
	3
<input type="radio"/>	4
	5
	6
	7
	8
<input type="radio"/>	9
	10

You needed directions telling you how to do the experiment. In science, we call this a procedure.

What causes magnets to attract?




Opposite poles attract, or pull toward, each other.



Before you did anything else, you needed a materials list telling you what you would need to conduct the experiment.

<input type="radio"/>	Materials
	horseshoe magnet
	bar magnet
	ring magnet
<input type="radio"/>	metric ruler
	paper clip
<input type="radio"/>	

What did you do next? You should have predicted what you thought might happen and why. This is called a hypothesis.



Are some magnets stronger than others? Does the size of a magnet affect its strength? Are some objects attracted to magnets while others are not?



Gravity

Have you ever tried to jump and stay in the air without touching anything?



Is it even possible?

Think about the experiments you have done before. How did you know what you were going to test? That's right. You started with a question.



Experimenting

Scientists question the world around them. They research and conduct experiments to try to find answers to their questions.




Why does everything fall toward Earth? Earth has a huge mass, which means it has a huge gravitational pull.

The larger an object's mass, the stronger its gravitational pull.



Friction

Have you ever been riding in a car that needed to stop? What did the driver do?



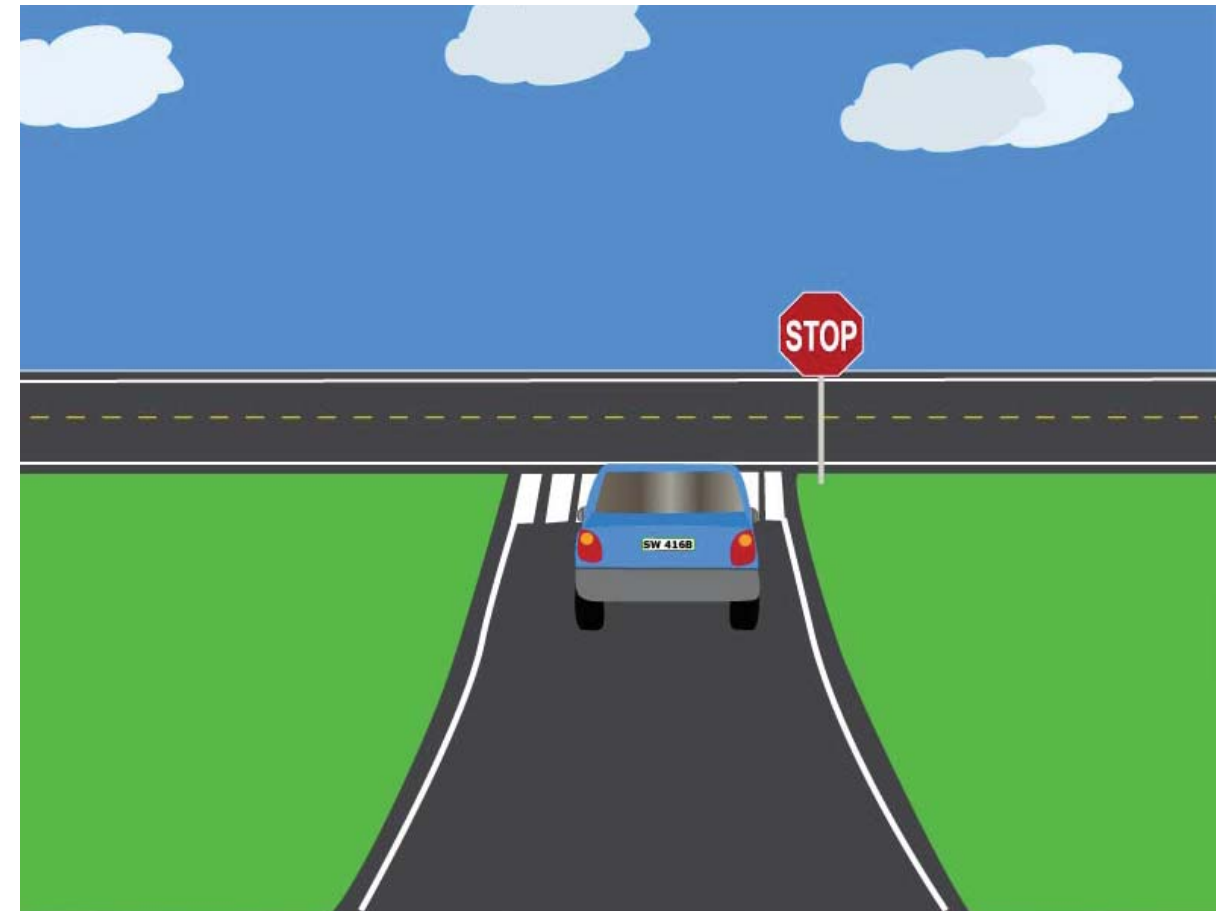
How do scientists use their knowledge about forces and how forces are measured to conduct experiments?

Let's try another one. Hold the cylinder of a spring scale parallel to the floor. Place the push lever on the object you are going to move. Observe the spring after you start pushing the object. How much force is pushing on the object?



Did you say 1 newton? Correct again!

The driver pushed on the brake pedal. The friction between the tires and the brakes caused the car to stop.



Have you ever kicked a ball only to observe that it eventually stops rolling? Why does that happen?



Did you say 4 newtons? Good job!

Spring Scales

How do scientists measure the amount of force used on objects? Scientists use tools called spring scales. Spring scales show us how much force is pushing or pulling on an object. We measure force in metric units called newtons (N).

Hold a spring scale by the ring to measure a pulling force. Gently place an object on the hook and observe how far the spring stretches. For example, observe the spring scale pictured on the next page. How much force is pulling on the object?

Friction is a pushing force that occurs when two objects rub against each other. The ball stopped rolling because the friction between the ball and the grass caused it to slow down.



Why do you think this skier waxes her skis?



The skier waxes the bottom of her skis to reduce friction between the snow and her skis. This allows the skier to go faster.

Why do you think this surfer waxes his surfboard? You might think he wants to reduce friction, but no!



The surfer uses a different kind of wax on the top of his surfboard to increase friction between the board and his body. The wax keeps him from slipping off into the water.