

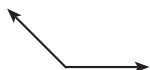

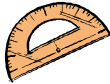



Notes Log: Identifying Main Ideas: Mathematics Sample 1

Topic/Title: Circulation: Measuring and Constructing Angles	Pages: 214–215
<p>Main Ideas</p> <p>Angles are classified by their measurement in degrees.</p> <p>Complementary and supplementary angles are made up of two angles.</p> <p>A compass and protractor are used to measure and draw angles.</p>	<p>Notes</p> <p>Degrees: How angles are measured</p> <ul style="list-style-type: none"> Acute angle: Less than 90 degrees  Right angle: Exactly 90 degrees  Obtuse angle: Greater than 90 degrees and less than 180 degrees  Straight angle: Exactly 180 degrees  Complementary angles: Two angles that add up to 90 degrees Supplementary angles: Two angles that add up to 180 degrees Protractor: Used to measure angles  Compass: Used to draw arcs  Name and give measure of angles Estimate the measure of angles Find complements and supplements Use protractor to draw angle.
Main Idea of Section:	
Summary	

TEKS information on the next page.

Mathematics TEKS

Grade 6

- (6) Geometric and spatial reasoning. The student uses geometric vocabulary to describe angles, polygons, and circles. The student is expected to:
 - (A) use angle measurements to classify angles as acute, obtuse, or right.
- (8) Measurement. The student uses coordinate geometry to identify location in two dimensions. The student is expected to locate and name points on a coordinate plane using ordered pairs of non-negative rational numbers.

SOURCE: TEA, 2006.

Notes Log: Identifying Main Ideas: Mathematics Sample 2

Topic/Title: Quadrilaterals		Pages: 1
Main Ideas	Notes	
There are many types of quadrilaterals, or closed, four-sided figures.	<ul style="list-style-type: none"> • Parallelogram: A quadrilateral with two pairs of parallel sides • Rhombus: A quadrilateral with two pairs of parallel sides, and all sides are congruent • Square: A quadrilateral with two pairs of parallel sides, all sides are congruent, and all angles are right angles • Rectangle: A quadrilateral with two pairs of congruent, parallel sides, and all angles are right angles • Trapezoid: A quadrilateral with one pair of parallel sides called bases 	
The angles of parallelograms follow special rules.	<ul style="list-style-type: none"> • Sum of the angles is 360° • Opposite angles congruent ($=$) • Consecutive angles supplementary (sum is 180°) 	
Main Idea of Section:		
Summary		

Mathematics TEKS

Grade 7

- (6) Geometry and spatial reasoning. The student compares and classifies two- and three-dimensional figures using geometric vocabulary and properties. The student is expected to:

- (A) use angle measurements to classify pairs of angles as complementary or supplementary;
- (B) use properties to classify triangles and quadrilaterals

TEKS SOURCE: TEA, 2006.